

CLIFF


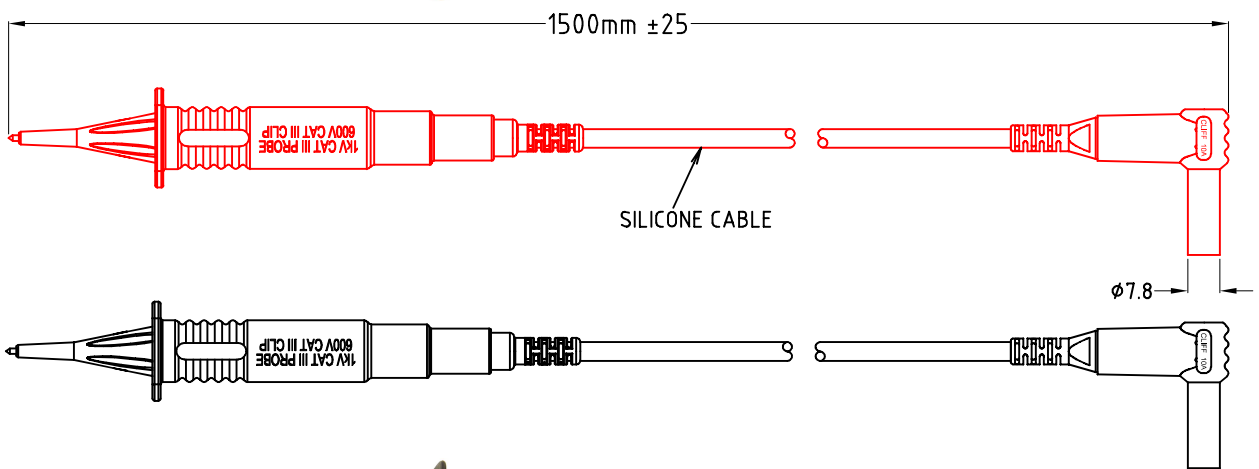
Fused Test Lead Sets

All components conform to EN61010-031



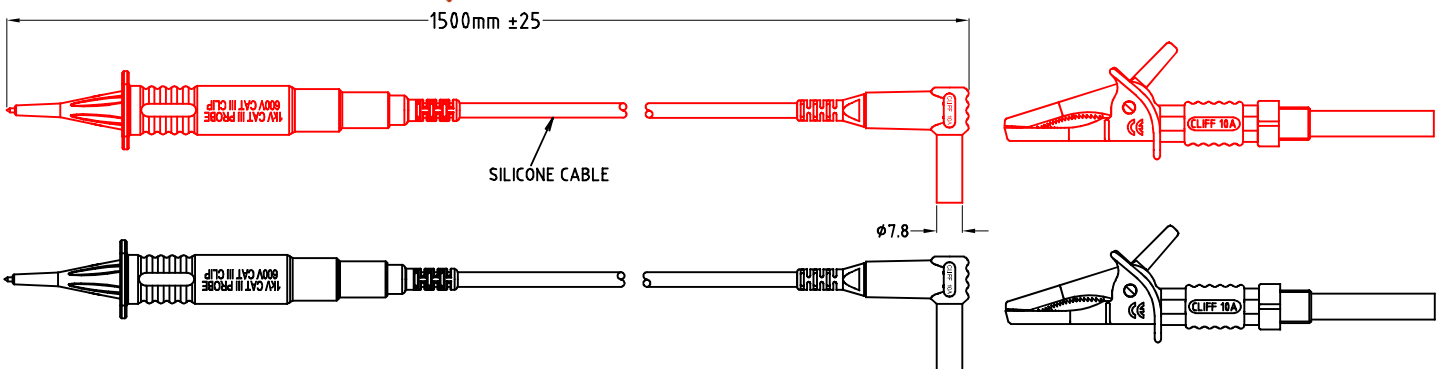
CIH3006

Fused Probe to 90° 4mm Plugs
(Red / Black)
Length : 1.5m
Packed in plastic wallet



CIH3007

Fused Probe to 90° 4mm Plugs
(Red / Black)
Length : 1.5m
2 x Screw Fit Croc Clips
Packed in plastic wallet



CLIFF

Fused Test Lead Sets



SAFETY INSTRUCTIONS

Key Features / Product Overview


- Inline Fused Lead Set – 1kV FF 500mA, HBC 50kA
- Universal input plugs compatible with all instruments that accept standard 4 mm shrouded banana plugs
- Lead Wear Indicator that advises the user when the leads have been damaged and are in need of replacement – Inner contrasting colour is exposed to advise the user.
- Conforms to EN61010-031
- IEC Measurement Category II - CAT II equipment is designed for measurements performed on circuits directly connected to the low-voltage installation.
- IEC Measurement Category III - CAT III equipment is designed for measurements performed in the building installation.
- The MEASUREMENT CATEGORY of a combination of a probe assembly and an accessory is the LOWER of the MEASUREMENT CATEGORIES of the probe assembly AND of the accessory.

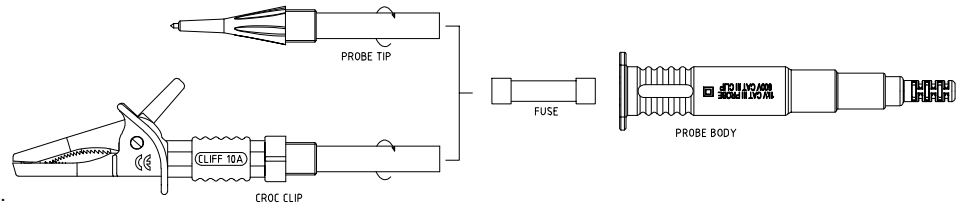
Parts Identification

Technical Specifications

- Test Probe accessory - 1000V AC/DC CAT III  (Double Insulated), 10A (Fused 500mA)
- Spring Loaded Clip (Croc Clip accessory) - 600V AC/DC CAT III  (Double Insulated), 10A (Fused 500mA)
- Designed to comply with EN61010-031
- Fuse Rating 1kV FF 500mA, HBC 50kA (recommended SIBA 7017240.0,5 or equivalent)
- Environmental ratings: -20 °C to 40 °C (-4 °F to 104 °F), altitude: 2000 m (6,562 ft)

Warnings and Description of Markings

Warning 



To prevent electric shock or personal injury:

- The MEASUREMENT CATEGORY of a combination of a probe assembly and an accessory is the LOWER of the MEASUREMENT CATEGORIES of the probe assembly AND of the accessory.
- It is the end user's responsibility to ensure this device is used in a safe manner to ensure no injury is caused to operators. Failure to follow these instructions or use this equipment in a manner not specified by the manufacturer, could impair the safety of the equipment.
- Protect the leads and accessories from damage, e.g., cuts and abrasions. Keep clean and dry.
- Before use check the probe assembly for damage - If in doubt DO NOT USE.
- Leads should be inspected and tested regularly during their life to ensure the integrity of the insulation (e.g., check for visible cable inner wear indicator – THERE SHOULD BE NO WHITE INSULATION VISIBLE) and that their continuity has not been compromised. If in doubt, contact the manufacturer for advice.
- DO NOT change accessories while connected to live or potentially live circuits
- DO NOT change fuses while connected to live or potentially live circuits
- Check the protection features, fusing and safety ratings of the test meter itself are compatible before using with these test leads. Clean with a soft towel moistened with water and mild detergent. (DO NOT IMMERSE in liquid).
- When changing probe accessories, make sure that each is fully engaged with the probe body with no thread visible after fitment.
- To change fuse,
 - o disconnect from equipment and circuits
 - o Unscrew accessory from Probe Body
 - o Replace fuse
 - o Screw in accessory to Probe Body
 - o Check Lead is safe to use
- The probe assembly does not contain any serviceable parts, except the fuse. If in doubt please contact the manufacturer, DO NOT attempt to service the probe assembly.
- DO NOT USE in wet or damp locations.
- DO ENSURE that the test leads are firmly connected to the instrument and other accessories.
- DO NOT USE above the maximum ratings.
- DO NOT Use the Spring Clip (Croc Clip) accessory if the protective insulation is damaged – If in doubt consult the manufacturer for a replacement part
- DO NOT USE the probe assembly if the insulation around the probe tip exposes a metal tip length of greater than 4mm – If in doubt consult the manufacturer for a replacement part.

For further information, contact sales@cliffuk.co.uk

Cliff Electronic Components Limited,
76 Holmethorpe Avenue, Holmethorpe Ind. Estate,
Redhill, Surrey RH1 2PF U.K.
Tel: +44 (0)1737 771375 Fax: +44 (0)1737 766012

www.cliffuk.co.uk

