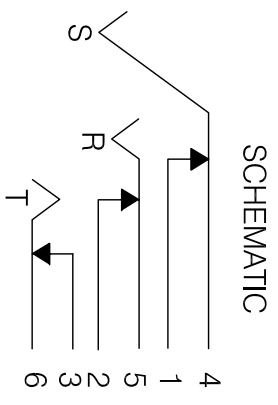
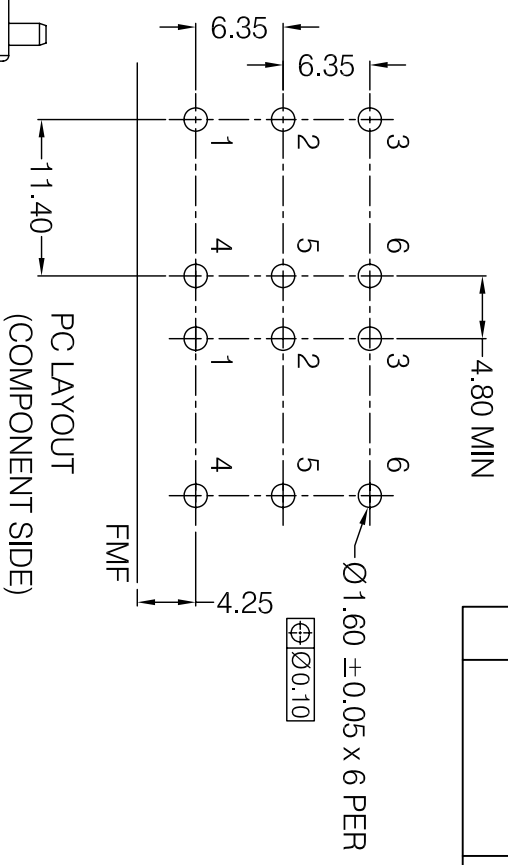
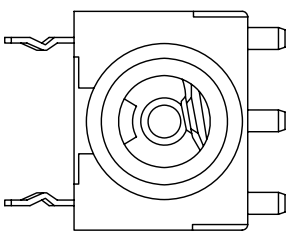
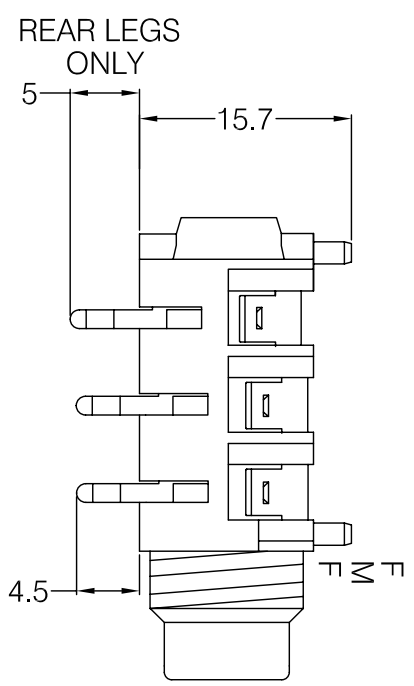
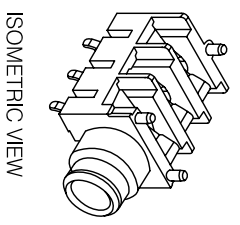
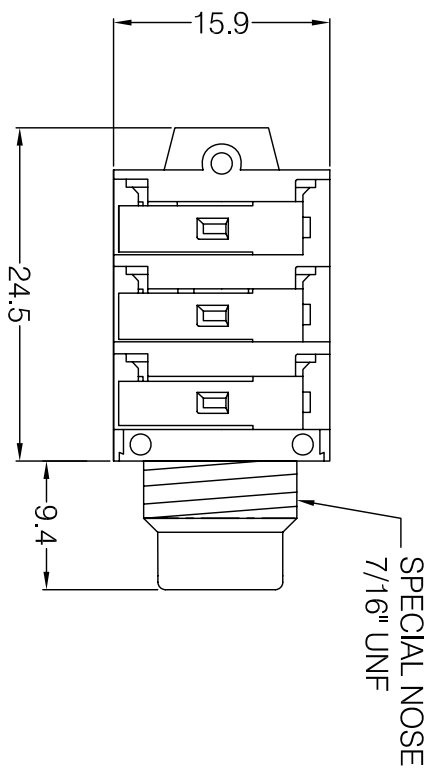


ISS	AMEND	DATE
1	1st DRAWN	12/07/09



INSERTED PLUG MAKES WITH 4,5,  
6 AND BREAKS 1,2,3. SWITCHES  
MAKE ON PLUG REMOVAL

NOTE: NUTS NOT SUPPLIED

DIMENSIONS IN MILLIMETERS UNLESS OTHERWISE STATED. WORK TO DIMENSIONS. DO NOT SCALE DRAWING. 3rd ANGLE PROJECTION. REMOVE BURRS. IF IN DOUBT ASK.

<b>ROHS</b> <b>COMPLIANT</b>	<b>Tolerance</b>
	NO DEC. PLACE ±1.0 1 DEC. PLACE ±0.5 2 DEC. PLACE ±0.1 DIA. HOLES ±0.1 ANGLES ±1/2° UNLESS OTHERWISE STATED WHERE USED F.R.
SCALE N.T.S.	

# CLIFF

MATERIAL: POLYAMIDE / PbRz / BRASS  
FINISH: AS MOULDED / TIN PLATED  
DRAWN: XHZ

APPD : PCS

TITLE: 1/4" JACK SOCKET S1C/BBB/BLK UNASSD  
DRWG NO : S1-11155

FORM:A4DRWGH