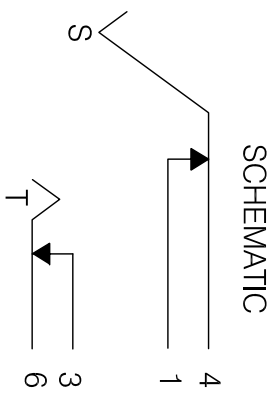
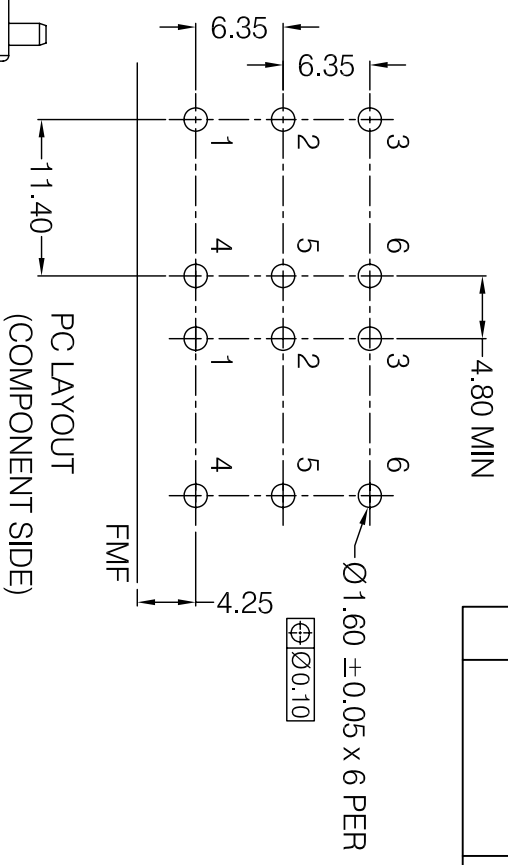
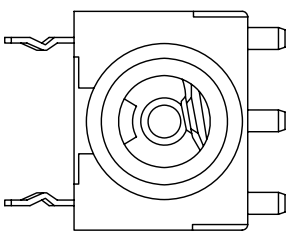
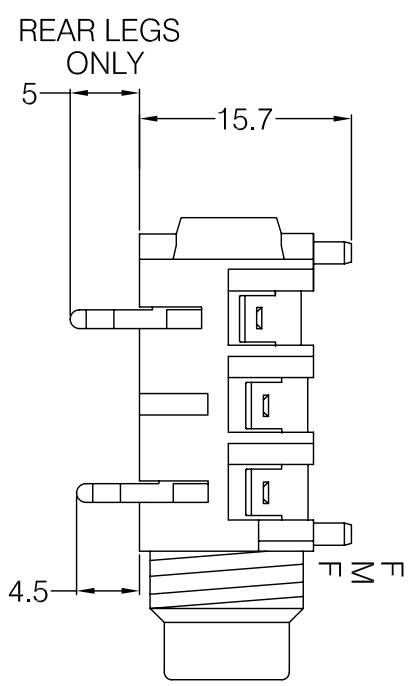
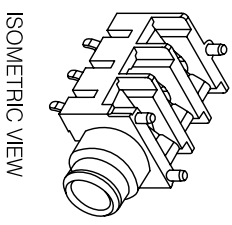
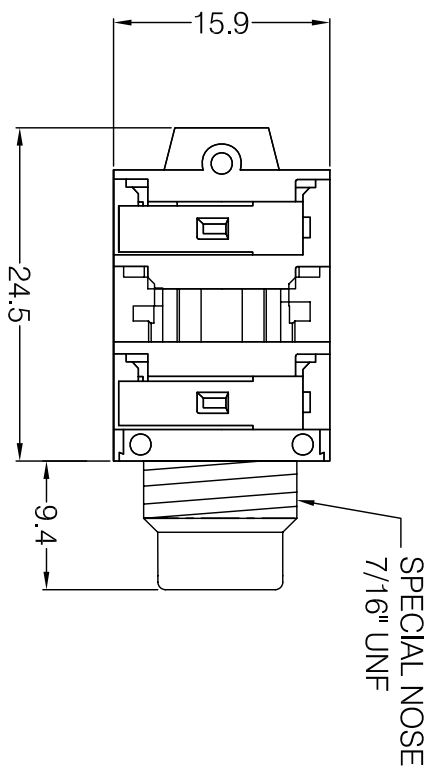


ISS	AMEND	DATE
1	1st DRAWN	12/01/10



SWITCH CONTACTS OPEN WHEN PLUG IS INSERTED, CLOSE WHEN PLUG IS WITHDRAWN.

NOTE: NUTS NOT SUPPLIED

DIMENSIONS IN MILLIMETERS UNLESS OTHERWISE STATED. WORK TO DIMENSIONS. DO NOT SCALE DRAWING. 3rd ANGLE PROJECTION. REMOVE BURRS. IF IN DOUBT ASK.

SCALE N.T.S.

CLIFF

MATERIAL: POLYAMIDE / PbRz / BRASS
 FINISH: AS MOULDED / TIN PLATED
 DRAWN: XHZ

APPD: PCS

TITLE: 1/4" JACK SOCKET S1C/BNB/BLK UNASSD
 DRWG NO: S1-11105

FORM: A4DRWGH

ROHS
COMPLIANT

Tolerance
 NO DEC. PLACE ±1.0
 1 DEC. PLACE ±0.5
 2 DEC. PLACE ±0.1
 DIA. HOLES ±0.1
 ANGLES ±1/2°
 UNLESS OTHERWISE STATED
 WHERE USED F.R.