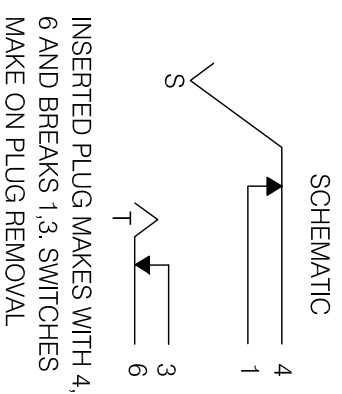
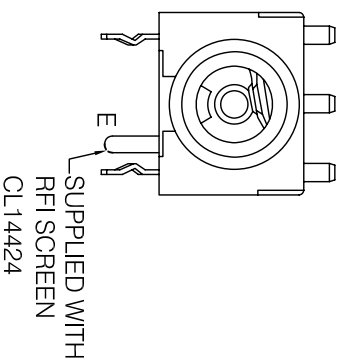
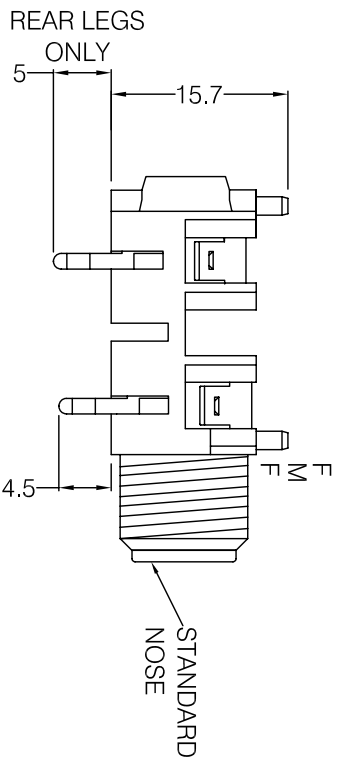
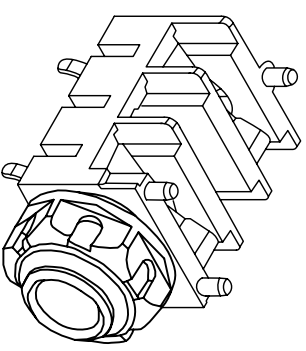
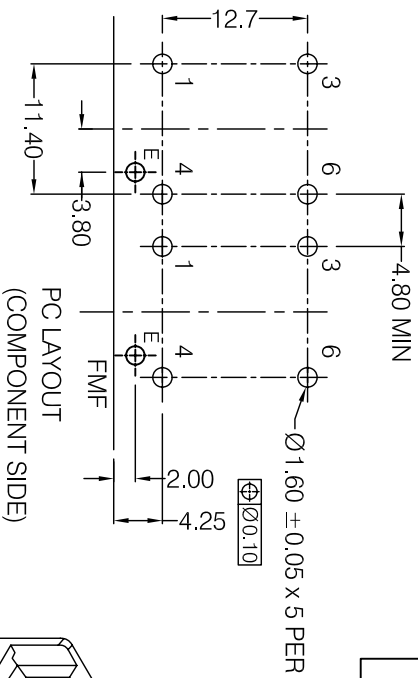
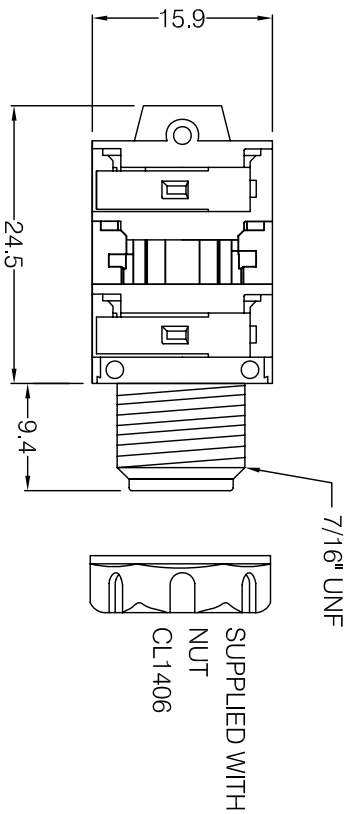


| ISS | AMEND | DATE |
|-----|---------------|----------|
| 1 | 1st DRAWN | 19/01/01 |
| 2 | LEG LENGTH | 20/02/01 |
| 3 | SCHEMATIC ADD | 15/02/02 |
| 4 | RE DRAWN | 30/12/07 |
| 5 | ISSUED AS S1 | 25/06/09 |



IF SPACING WASHERS ARE REQUIRED
THEY MUST BE PURCHASED SEPARATELY

DIMENSIONS IN MILLIMETERS UNLESS OTHERWISE STATED. WORK TO DIMENSIONS. DO NOT SCALE DRAWING. 3rd ANGLE PROJECTION. REMOVE BURRS. IF IN DOUBT ASK.

| | |
|---------------------------------|-------------------------|
| RoHS COMPLIANT | |
| Tolerance | NO DEC. PLACE ± 1.0 |
| | 1 DEC. PLACE ± 0.5 |
| | 2 DEC. PLACE ± 0.1 |
| | DIA. HOLES ± 0.1 |
| | ANGLES $\pm 1/2^\circ$ |
| | UNLESS OTHERWISE STATED |
| | WHERE USED F.R. |
| | SCALE N.T.S. |

CLIFF

MATERIAL: COMPOSITE

FINISH: AS MOULDED / TIN PLATED

DRAWN: XHZ

APPD: PCS

TITLE: 1/4" JACK SOCKET S1C/BNB/BLK + CL14424 / W NUT

DRWG NO: S1-111005W

FORM: A4DRWGH