

Cliff Electronic Components Ltd.

76 Holmethorpe Avenue, Holmethorpe Industrial Estate,
Redhill, Surrey, RH1 2PF, England, UK

Tel: 01737-771375 Fax: 01737-766012 Website: www.cliffuk.co.uk

FIBER OPTIC DATA LINK

DATA SHEET

MODEL NO. : FCR6842031T

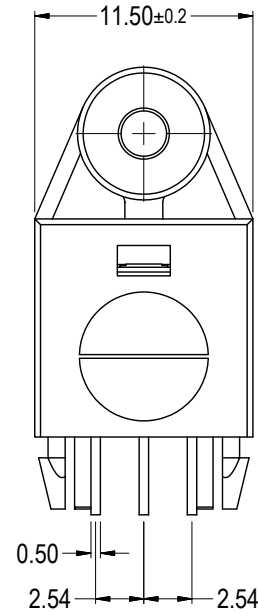
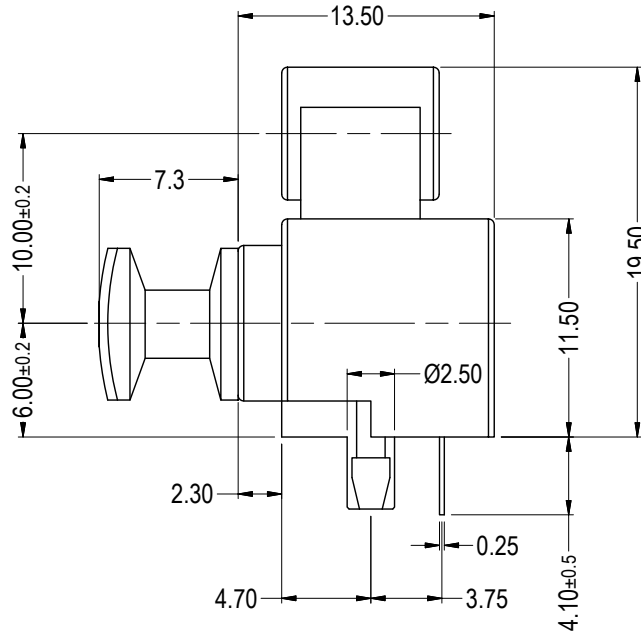
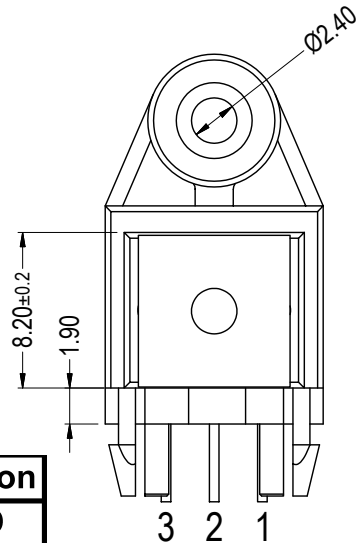
DATE : 09-05-2017

VERSION : 1.0

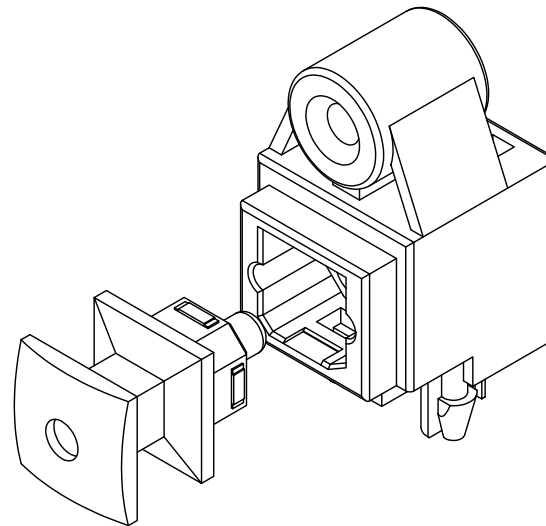
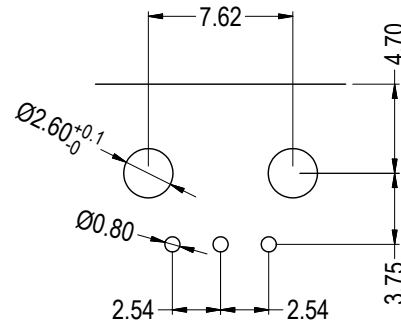
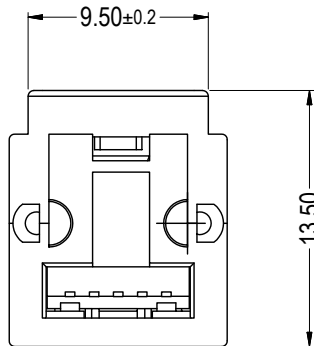
DEVICE NO. : OTJ-1 Optical Transmitter

CUSTOMER	DESIGNER	CHECKER	APPROVER

ISS.	AMEND	DATE
1	ISSUED	08/05/17



Pin	Function
1	GND
2	Vcc
3	Vin



DESCRIPTION	MATERIAL	UL
BODY	BLACK PBT	UL94 V-0 E323954
REAR BODY	BLACK PBT	UL94 V-0 E323954
COVER	BLACK PBT	UL94 V-0 E323954
IC	BRIGHT TIN PLATE	n/a

All materials used are environment-friendly, non-toxic and are fully compliant with RoHS and REACH directives

RoHS
COMPLIANT

TOLERANCE
NO DEC. PLACE ±
1 DEC. PLACE ±
2 DEC. PLACE ±
HOLE Ø ±
ANGLES ±
UNLESS OTHERWISE STATED

DO NOT SCALE

Cliff Electronic Components Ltd.

76 Holmehorpe Avenue, Holmehorpe Industrial Estate,
Redhill, Surrey, RH1 2PF, England, UK
Tel: 01737-771375 Fax: 01737-766012 Website: www.cliffuk.co.uk

DIMENSIONS IN MILLIMETERS UNLESS OTHERWISE STATED. WORK TO DIMENSIONS. REMOVE ALL BURRS. IF IN DOUBT ASK.

3rd ANGLE PROJECTION:

MATERIAL: SEE TABLE

TITLE: OPTICAL JACK TRANSMITTER OTJ-1

FINISH: SEE TABLE

DRAWN: T.J.O.

APPROVED: D.P.J.

DRWG. No. **FCR6842031T**

FORM: A4DRWGH

Cliff Electronic Components Ltd.

76 Holmethorpe Avenue, Holmethorpe Industrial Estate,
Redhill, Surrey, RH1 2PF, England, UK

Tel: 01737-771375 Fax: 01737-766012 Website: www.cliffuk.co.uk

Features

- High speed signal transmission
(16Mbps, NRZ signal)
- Input TTL compatible
- +3~+5V power source


Descriptions

The light transmitting unit is a standard-package product with connector and opto-electric component packaged with LED and drive IC. The function of unit changes the electric signal into light signal and be transmitted by plastic fiber.

The unit is operated at single+3V~ +5V and the input signal is TTL compatible. FCR6842031T has a maximum operating speed of 16 Mbps. The light signal is coupled into plastic fiber by connector. The unit has high performance at low dissipation current, steady light output and efficient light coupling.

Applications

- Audio equipment
- DVD player
- PC, Notebook
- Sound card



Device Selection Guide

Chip		Operating Voltage (Vcc)	Dissipation Current(mA)	Fiber Coupling Light Output (dBm)		
IC Material	LED λ p(nm)			Min.	Typ.	Max.
Si	650	2.7~5.5	5.5	-21	-	-15

Cliff Electronic Components Ltd.

76 Holmethorpe Avenue, Holmethorpe Industrial Estate,

Redhill, Surrey, RH1 2PF, England, UK

Tel: 01737-771375 Fax: 01737-766012 Website: www.cliffuk.co.uk

Absolute Maximum Ratings(Ta = 25°C)

Parameter	Symbol	Rating	Unit
Supply Voltage	V _{cc}	-0.5 to 7	V
DC Input Voltage	V _{in}	-0.5 to V _{cc} +0.5	V
Power Dissipation	P	120	mW
Storage Temperature	T _{stg}	-30 to 80	°C
Operating Temperature	T _{opr}	-20 to 70	°C
Soldering Temperature	T _{sol}	260*	°C

* Soldering time ≤ 5s/2times.

*Don't touch flux soldering and white Gas

Electro-Optical Characteristics

Parameter	Symbol	Conditions	MIN.	TYP.	MAX.	Unit
Operating Voltage	V _{cc}	-	2.7	-	5.5	V
Peak Emission Wavelength	λ _p	-	640	-	670	nm
Transmission Speed		NRZ signal	DC	-	16	Mbps
Transmission Distance		Using APF	0.2	-	20	m
Pulse Width Distortion	Δ _{tw}	16Mbps NRZ Signal	-25	-	25	ns
Fiber Coupling Light Output	P _f	*1	-21	-17	-15	dBm
Dissipation Current	I _{cc}	*2	-	5	10	mA
High Level Input Voltage	V _{IH}		2	-	-	v
Low Level Input Voltage	V _{IL}		-	-	0.8	v
Rise Time	t _r	*3	-	30	40	ns
Fall Time	t _f	*3	-	20	30	ns
Low → High propagation delay time	t _{PLH}	*3	-	-	100	ns
High → Low propagation delay time	t _{PHL}	*3	-	-	100	ns
Jitter	Δ _{tj}	*3	-	1.5	15	ns

FCR6842031T light transmitting unit satisfies EIAJ CP-1201 digital audio interface standard.

Cliff Electronic Components Ltd.

76 Holmethorpe Avenue, Holmethorpe Industrial Estate,

Redhill, Surrey, RH1 2PF, England, UK

Tel: 01737-771375 Fax: 01737-766012 Website: www.cliffuk.co.uk

Reliability Test Items

No.	Item	Test Condition	Test Hour/Cycle	Samples	Number (n) Failure (c)
1	Soldering Heat	260°C±5°C	5 sec./2times	22	n=22, c=0
2	High temp. & Hum. storage	Ta=40°C, 90%RH	500	22	n=22, c=0
3	High temp. storage	Ta=80°C	500	22	n=22, c=0
4	Low Temp. storage	Ta=-30°C	500	22	n=22, c=0
5	Temp. cycling	-30°C ~ 80°C (30min) (5min) (30min)	20	22	n=22, c=0
6	High Temp. Operation life	Ta=60°C, Vcc=5V ON	500	22	n=22, c=0
7	Repeated operation	500 times	Coupling force < 2 kg 0.4kg<Detaching force <2kg	22	n=22, c=0
8	Terminal Strength(tension)	Weight: 500 g 30 sec./each terminal		22	n=22, c=0
9	Terminal Strength(bending)	Weight: 500 g 2 times/each terminal		22	n=22, c=0
10	Mechanical Shock	Acceleration: 1000m/s ² Pulse width: 6 ms 3 times/ X,Y,Z direction		22	n=22, c=0
11	Vibration	Frequency range: 10~55 Hz /sweep 1 min Overallamplitude:1.5 mm 2H./X,Y,Z direction		22	n=22, c=0

I_{cc} (dissipation current): CURRENT ATTENUATE DIFFERENCE < 20%

P_f (fiber coupling light output): BRIGHTNESS ATTENUATE DIFFERENCE < 20%

T_{PLH} (propagation L→H delay time): DELAY TIME DIFFERENCE < 20%

T_{PHL} (propagation H→L delay time): DELAY TIME DIFFERENCE < 20%

T_r (rise time): TIME DIFFERENCE < 20%

Cliff Electronic Components Ltd.

76 Holmethorpe Avenue, Holmethorpe Industrial Estate,

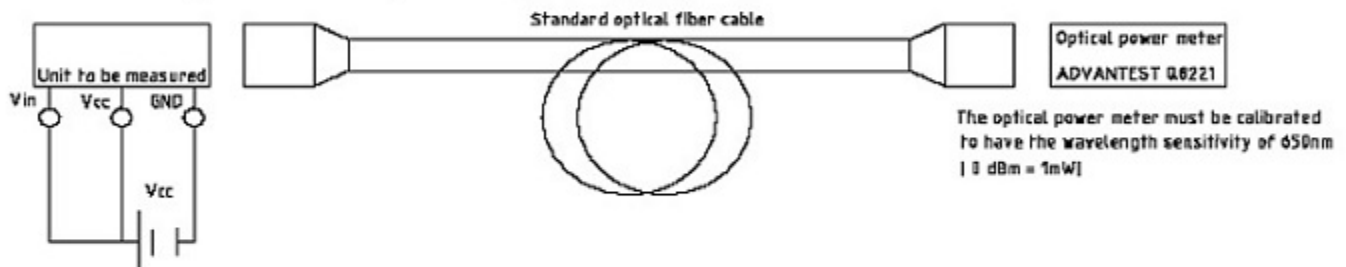
Redhill, Surrey, RH1 2PF, England, UK

Tel: 01737-771375 Fax: 01737-766012 Website: www.cliffuk.co.uk

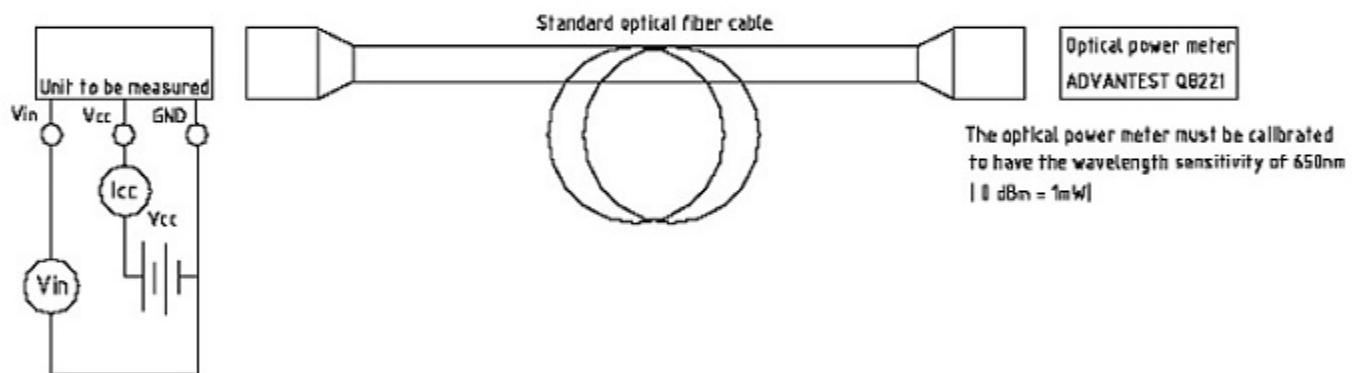
Tf (fall time): TIME DIFFERENCE < 20%

Measuring Method

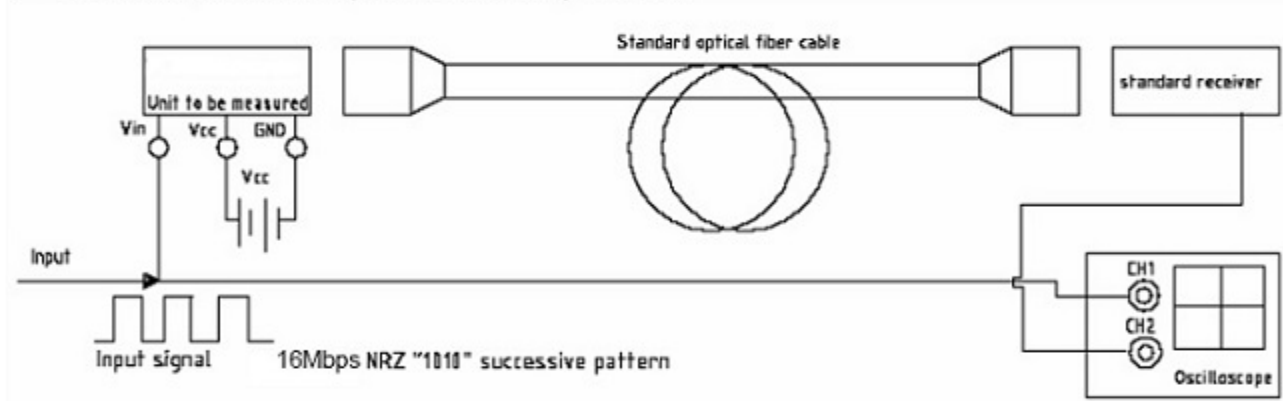
*1 Measuring method of optical output coupling fiber



*2 Input voltage/power dissipation measuring method



*3 Pulse response and jitter measuring method



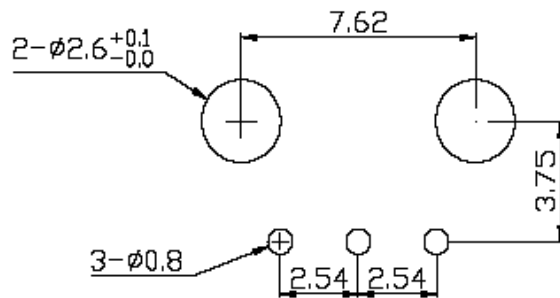
Cliff Electronic Components Ltd.

76 Holmethorpe Avenue, Holmethorpe Industrial Estate,

Redhill, Surrey, RH1 2PF, England, UK

Tel: 01737-771375 Fax: 01737-766012 Website: www.cliffuk.co.uk

PCB Layout For Electrical Circuit

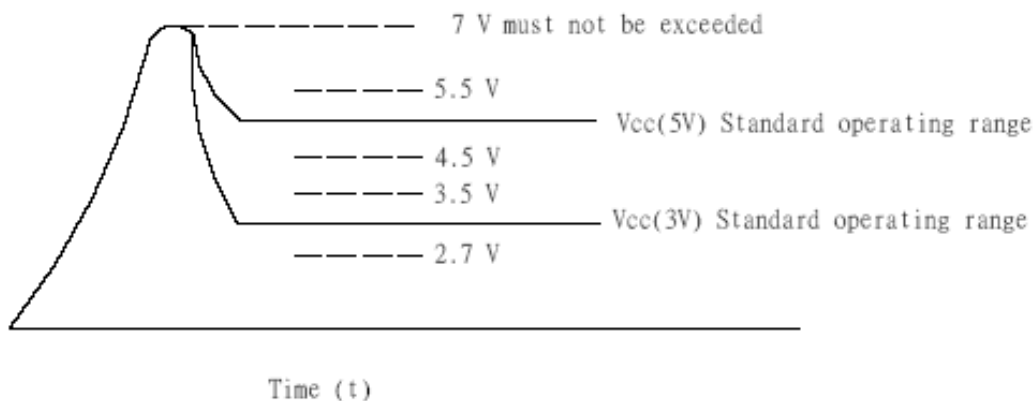


Notes:

1. Unit:mm
2. Unspecified tolerance: ± 0.3 mm
3. Substrate Thickness:1.6mm

Precautions for Using Method

1. Connect a by-pass capacitor (0.1uF) close to FCR6842031T within 7mm of the unit lead frame.
2. Take proper electrostatic-discharge (ESD) precautions while handling these devices. These devices are sensitive to ESD.
3. Please follow the conditions described in the diagram below.





QMFZ2.E323954 Plastics - Component

For enhanced search functionality, please visit UL's [iQ™ Family of Databases](#).
Click on a product designation for complete information.

[Page Bottom](#)

Plastics - Component

[See General Information for Plastics - Component](#)

DONG GUAN NUO BAO XIN PLASTIC CO LTD

E323954

GUANZHOU INDUSTRY ZONE

WANG NIU DUN TOWN

DONGGUAN, GUANGDONG 523215 CHINA

									H	D	
		Min.		H	H	R T I			V	4	C
		Thk	Flame	W	A	Elec	Mech		T	9	T
Material Dsg	Color	mm	Class	I	I		Imp	Str	R	5	I
Polybutylene Terephthalate (PBT), glass reinforced, furnished as pellets.											
301-G25	NC, BK	3.0	V-0	-	-	75	75	75	-	-	-

Marking: Company name and material designation on container, wrapper or finished part.

[Last Updated](#) on 2015-09-30

[Questions?](#)

[Print this page](#)

[Terms of Use](#)

[Page Top](#)

© 2017 UL LLC

The appearance of a company's name or product in this database does not in itself assure that products so identified have been manufactured under UL's Follow-Up Service. Only those products bearing the UL Mark should be considered to be Certified and covered under UL's Follow-Up Service. Always look for the Mark on the product.

UL permits the reproduction of the material contained in the Online Certification Directory subject to the following conditions: 1. The Guide Information, Assemblies, Constructions, Designs, Systems, and/or Certifications (files) must be presented in their entirety and in a non-misleading manner, without any manipulation of the data (or drawings). 2. The statement "Reprinted from the Online Certifications Directory with permission from UL" must appear adjacent to the extracted material. In addition, the reprinted material must include a copyright notice in the following format: "© 2017 UL LLC".